



European Commission
Taxation and Customs Union

Status of the implementation of the safety & security amendments ENS & EXS

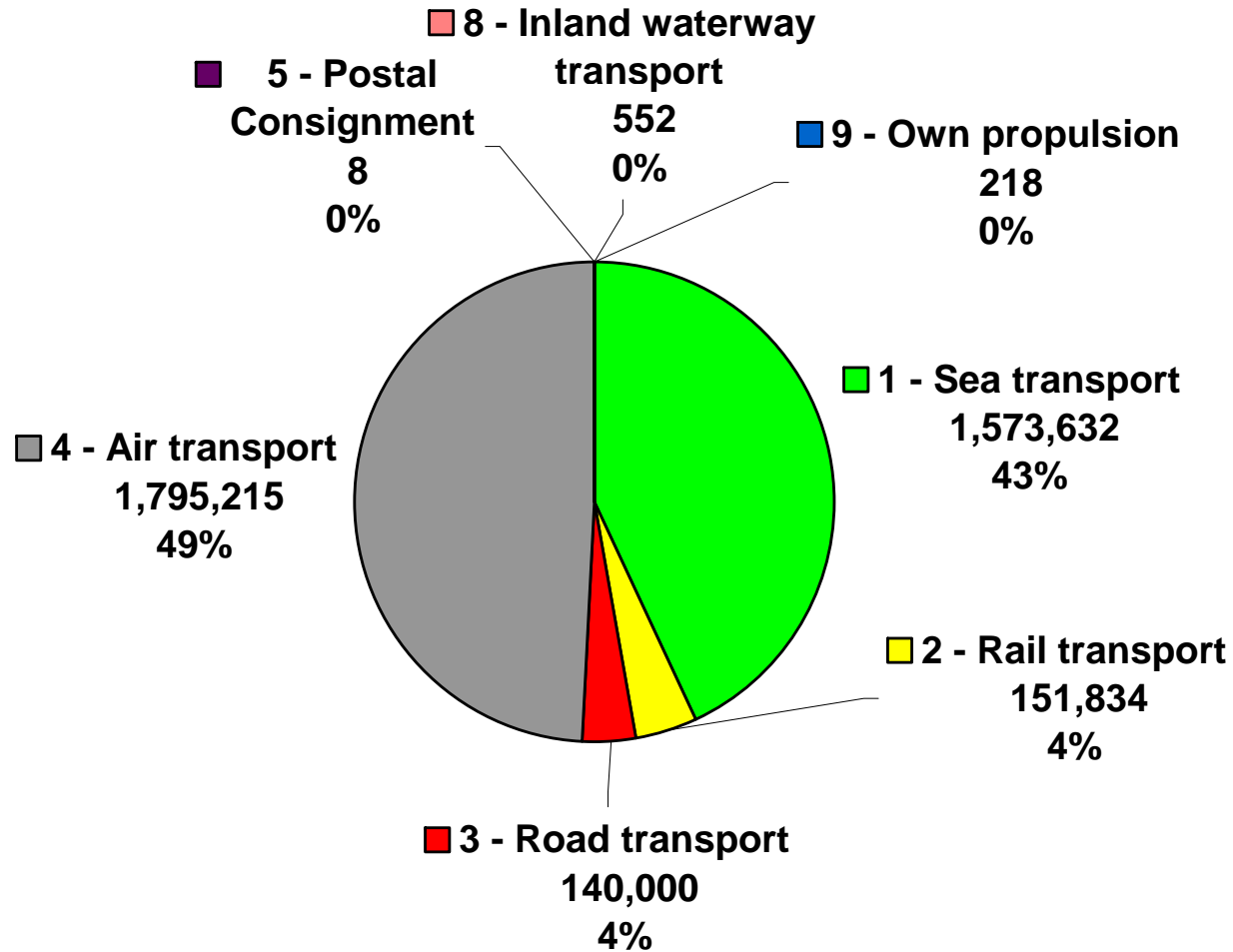


Import Control System Phase 1 (ICS)

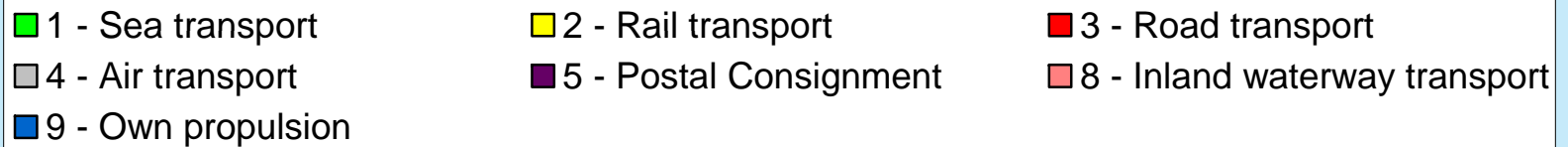
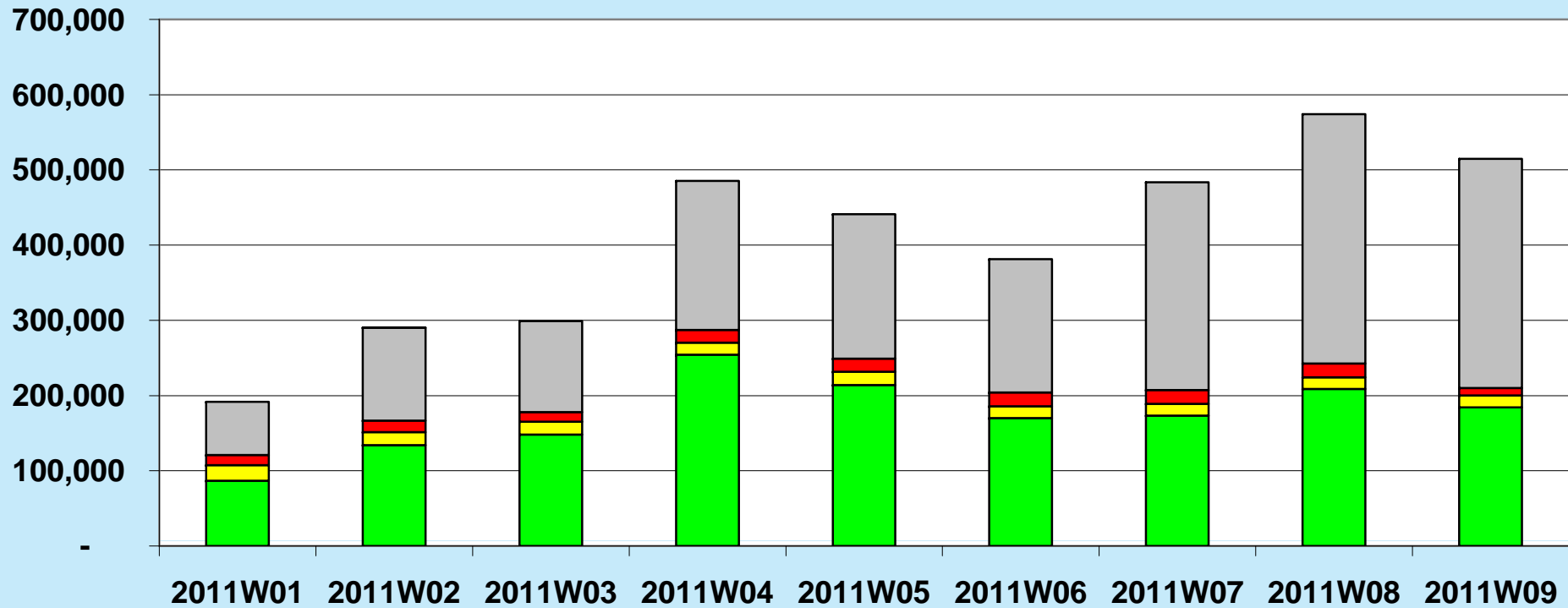


ENS Lodged in EU per mode of transport

(01.01.2011-06.03.2011)



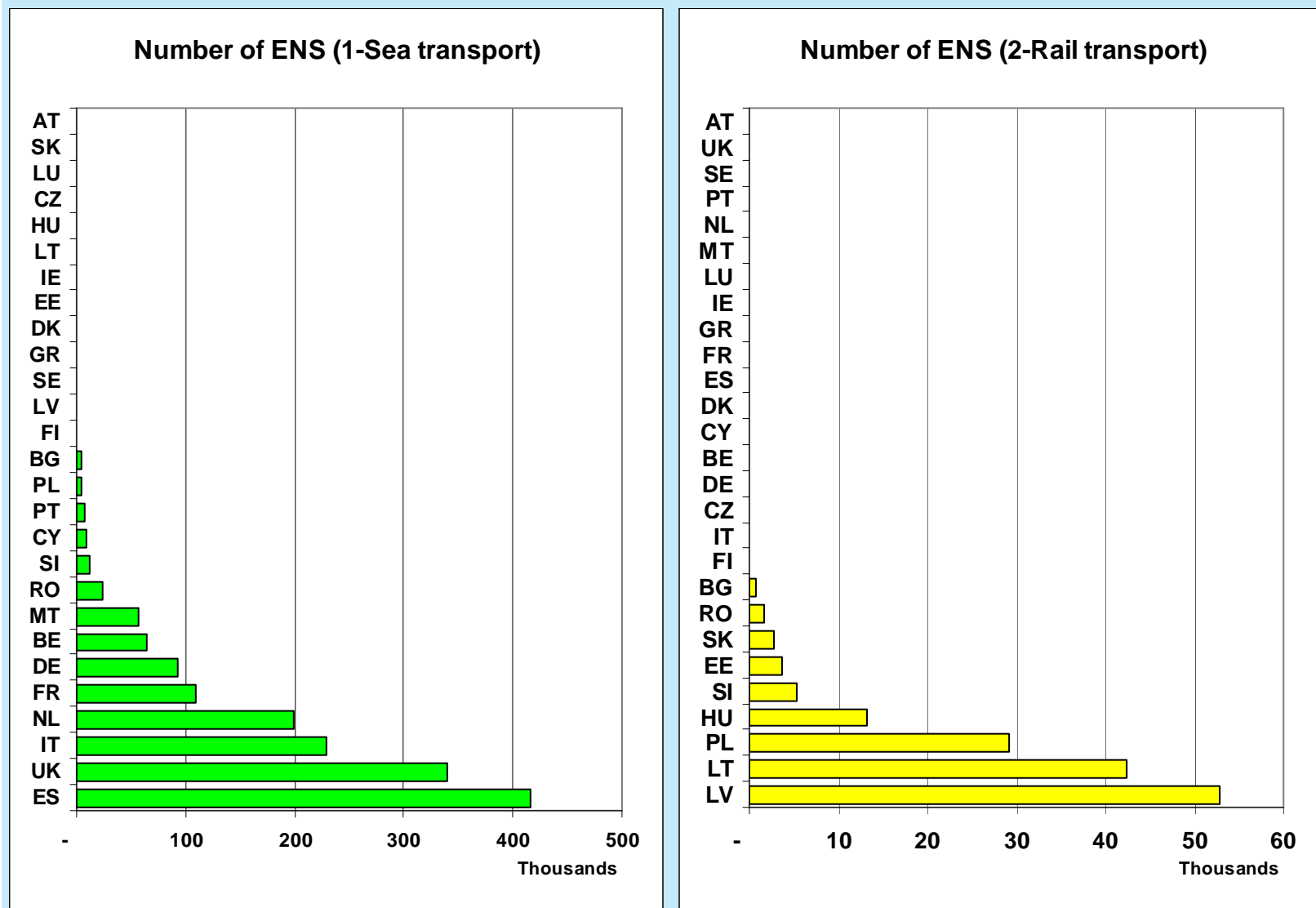
Weekly Evolution of the number of ENS per mode of transport in 2011



Reporting/ Comments

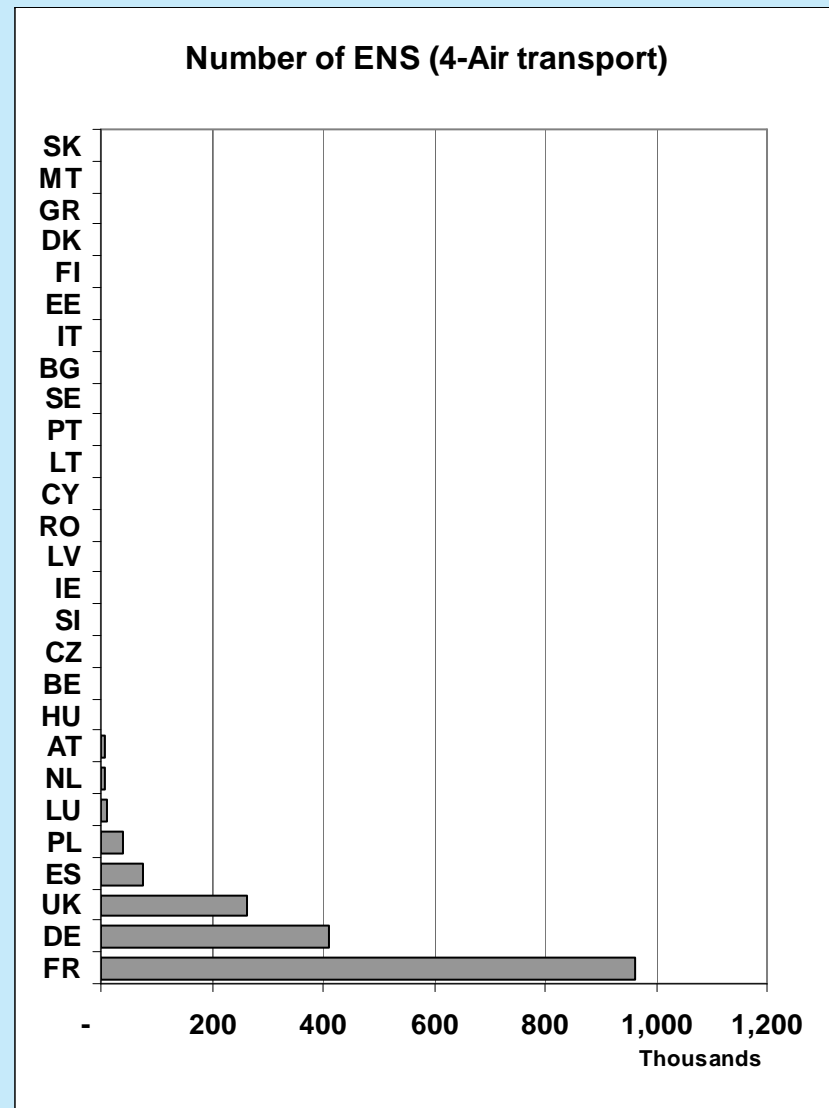
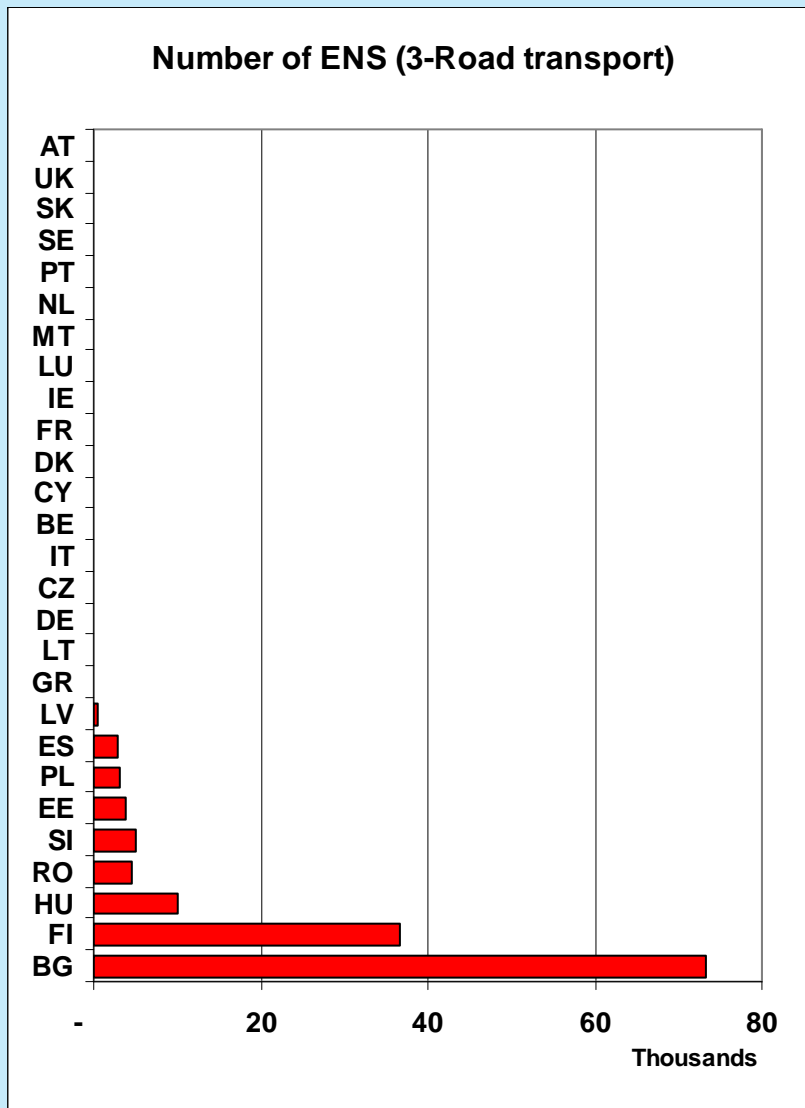
- From 01.01.2011 to 06.03.2011:
 - 2.591.000 ENS lodged
 - 47.000 messages exchanged on the Common Domain (mainly NL)
- The average error rate was reduced to 2.6% during 01-13 March 2011
- Some more corrections needed to avoid rejections of messages between BG/RO, IT/ES, UK/DE and NL/various MS.
- More volume expected on the external domain and on the common domain.





From 01.01.2011 to 06.03.2011





From 01.01.2011 to 06.03.2011



Start of operations 01.01.2011

- Daily monitoring of the exchanges on the Common Domain
- Monitoring of the availability of the National Applications
- Consolidation of the weekly statistics for the Common and External Domains
- Focus on solving ICS calls opened at ITSM Service Desk
- Information related to OPERATIONS published on CIRCA:
https://circa.europa.eu/Members/irc/taxud/ecustoms/library?l=/import_control_system/50_operations



'Office of Lodgment' at Entry available in ...

(source CS/MIS)

Country	OoLodgment implemented (Common Domain)?
AT	YES
BG	YES
CY	YES
CZ	YES
DK	YES
EE	YES
EL	YES
ES	YES
FR	YES
MT	YES
PL	YES
PT	YES
RO	YES
SE	YES
SI	Accept Receiving Entry - Not sending
SK	YES



ICS – Phase 1 – Grace period questionnaire

1. All NAs asked to respond a short questionnaire for ICS (ENS) and ECS (EXS)
2. Collection of contributions until 16/03/2011
3. First results

# of traders using/linked to ICS	% of traders currently using/linked to ICS	# of ENS in February 2011 (January and February)	Estimated % of ENS lodged out of expected total	Estimated date by which 80% of ENS will be lodged	Stability of national system [1]



ICS – Phase 1 – Grace period questionnaire

ICS (ENS) by end February 2011

	# of traders using/link ed to ICS	% of traders currently using/link ed to ICS	Estimated % of ENS lodged out of expected total	Estimated date by which 80% of ENS will be lodged	<u>Stability of national system</u> [1]	# of ENS in February 2011 (source weekly business stat)
CY	77	86%	73%	31/03/2011	H	4 748
EE	123	34%	65%		H	3 677
ES	493		15%		M	218 637
FI	599	97%	25%	31/03/2011	H	18 718
FR	90	30%	10%		M	528 317
HU	34	100%	100%	1/01/2011	H	12 535
IE	29	70%	80%		H	449
IT	144	60%	42%	31/05/2011	H	126 193
LV	2176	98%	100%		H	25 514
NL	209	93%	82%	1/02/2011	M	86 636
PL	78	60%	60%	1/04/2011	M	39 141
PT	33	70%		1/05/2011	H	3 787
SE	20	28%	73%	31/052011	H	564
SI	322	90%	80%	28/02/2011	M	11 771
In total:						1 872 612



ICS – Phase 1 – Grace period questionnaire

- **14 NAs replied by 14/03/2011**
- **Collection of information is on-going**
- **9 out of 14 NAs above 70% - for traders currently using/linked to ICS**
- **9 out of 13 NAs above 60% - for ENS lodged out of expected total**
- **9 out of 14 NAs consider the stability of the system as high and 5 medium**
- **EU Customs are ready and available to support traders**



Export Control System Phase 2 (ECS)



Reporting/ Comments

- Since the start of ECS (January 2007), 73 millions messages were exchanged on the Common Domain (26 mio. movements).
- End Jan and Feb, the number of movements released per week is still stable compared to Nov/Dec (~240.000)
- The average error rate in February (1.10%) almost equivalent to the previous month (1.04% in January).
- Most remaining error messages are now generated by the closure of movements by CO of Export based on alternative proofs of exit.
- The availability of the ECS, was over 99% in January-February.



01.01.2011: EXS can be lodged in 24 MS

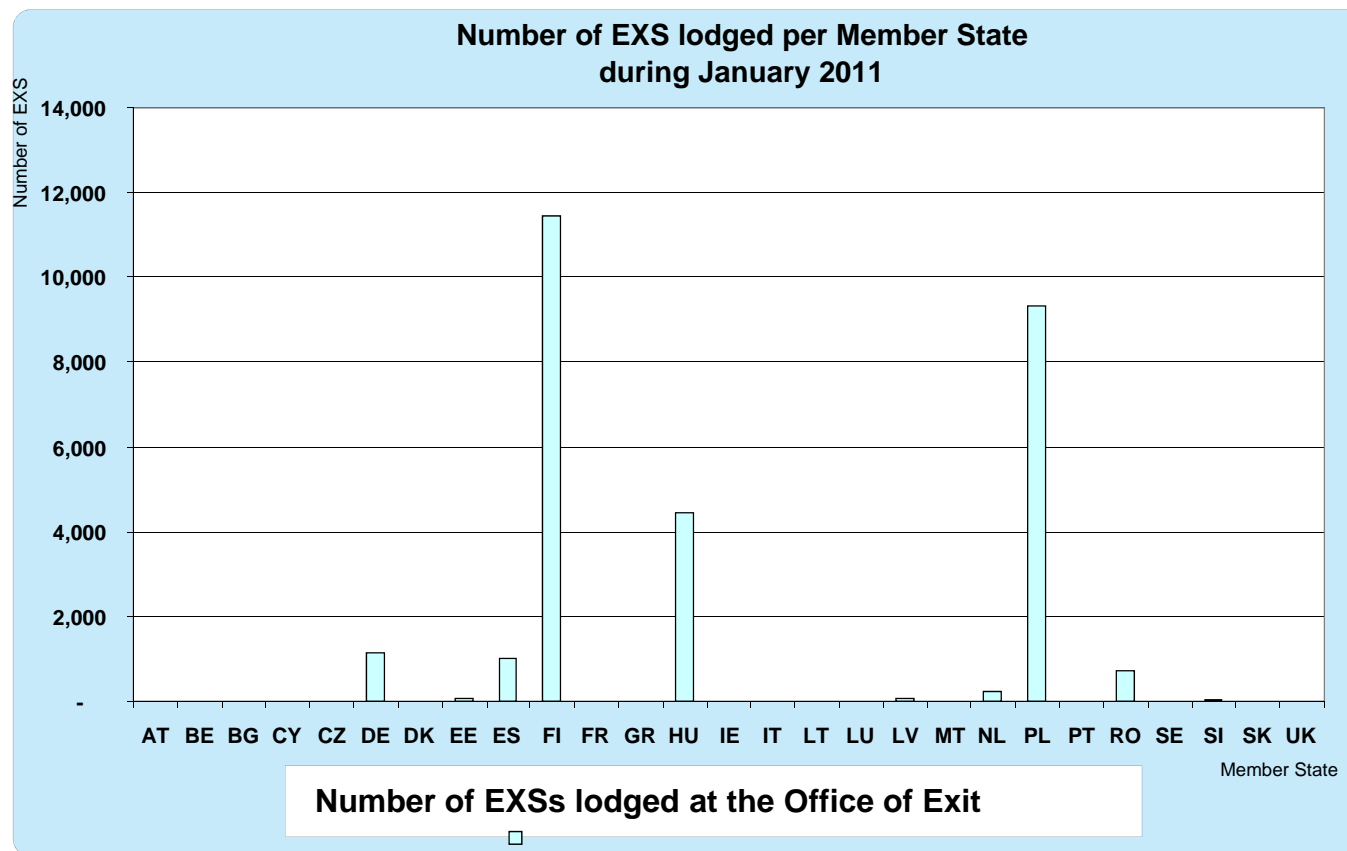
MS	Specifications provided to Traders	Possibility for traders to send EXS (msg IE615) (since ...)
AT	YES	YES - 01/09/2009
BE	YES	YES
BG	YES	YES - 01/07/2009
CY	YES	YES (end 2010)
CZ	YES	YES - 01/07/2009
DE	YES	YES - 27/06/2010
DK	YES	YES
EE	YES	YES - 01/07/2009
EL	YES	2011 Q4
ES	YES	YES - 15/12/2010
FI	YES	YES - 14/12/2009
FR	YES	YES - 31/12/2010 for EDI (DTI later)
HU	YES	YES - 29/10/2009
IE	NO	NO
IT	YES	YES - 31/12/2010
LT	YES	YES - 30/04/2010
LU	YES	2011 Q2
LV	YES	YES - 01/07/2009
MT	YES	YES - 31/10/2010
NL	YES	YES - 31/01/2010
PL	YES	YES - 08/11/2010
PT	YES	YES - 01/06/2010
RO	NO	YES for EXS (but not as IE615)
SE	YES	YES
SI	YES	YES - 22/12/2010
SK	YES	YES
UK	YES	YES - 01/07/2009

- 1) 24 MS ready
 - 2) No business case in IE
 - 3) Implementation delayed in EL (2011Q4) and LU (2011Q2)
- ➔ Implementation date to be confirmed.



Number of EXS lodged in Jan+Feb 2011, per MS (ED)

Number of EXSs lodged at the Office of Exit	
AT	0
BE	0
BG	NA
CY	NA
CZ	9
DE	1,150
DK	NA
EE	77
ES	1,019
FI	11,456
FR	0
GR	NA
HU	4,450
IE	NA
IT	NA
LT	NA
LU	NA
LV	53
MT	0
NL	214
PL	9,321
PT	1
RO	706
SE	12
SI	41
SK	NA
UK	NA

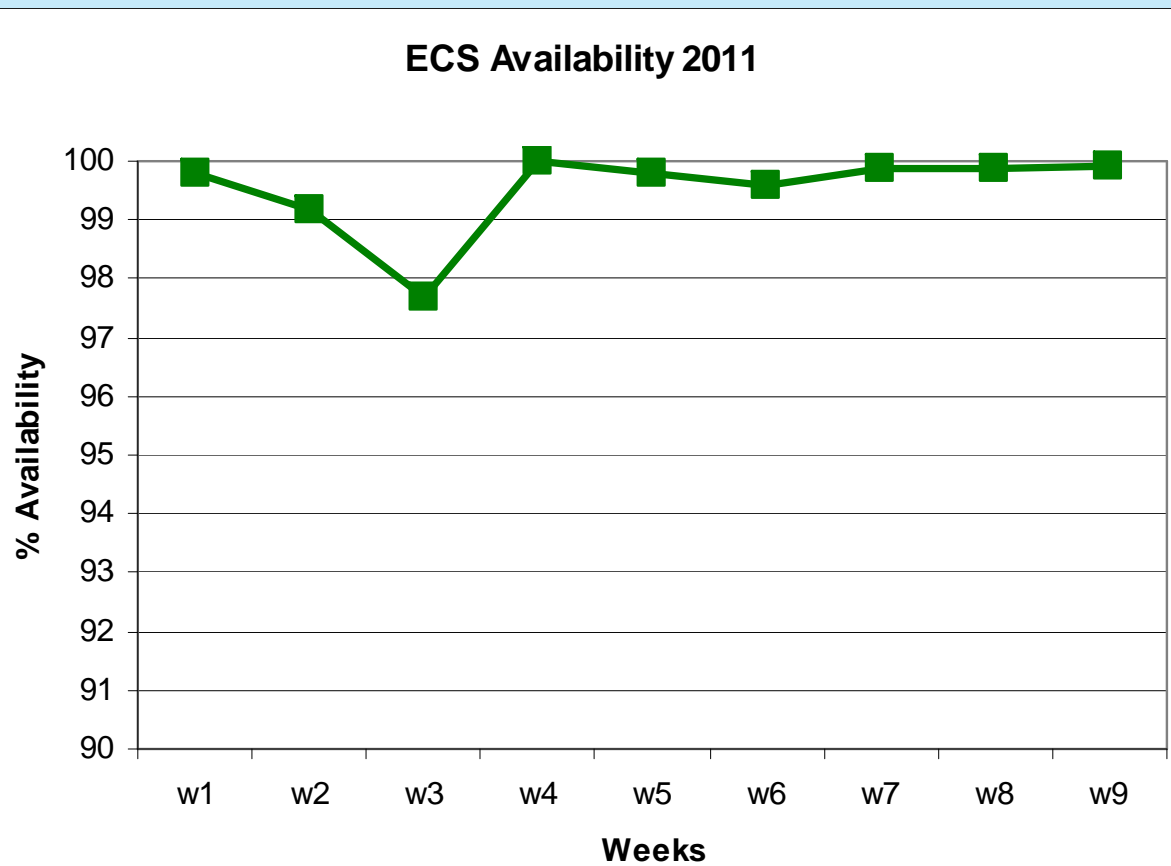


~ 28.500 EXS
in Feb 2011 (17 + 3 MS)

~ 1.750.000 ENS
in Feb 2011 (27 MS)



ECS/ Availability report 2011



The availability was above 99% during all weeks, with exception to the W3 (97,7%)



ECS & Office of Lodgment at export

From 01.01.2011 to 28.02.2011:
1.250 IE601 exchanged on the CD

MS	Possibility for Custom Office to send IE601	Possibility for Custom Office to receive IE601
AT	NO	NO
BE	YES	YES
BG	YES	YES
CY	YES	YES
CZ	YES	YES
DE	NO	NO
DK	YES	YES
EE	YES	YES
EL	NO	NO
ES	NO	NO
FI	NO	NO
FR	NO	NO
HU	NO	NO
IE	NO	NO
IT	NO	NO
LT	YES	YES
LU	NO	NO
LV	YES	YES
MT	NO	YES
NL	NO	NO
PL	YES	YES
PT	NO	NO
RO	YES	YES
SE	YES	YES
SI	NO	NO
SK	YES	YES
UK	NO	NO

